


Stage Drawings

2014 ELGC Postal Match Stage 1



IDPA-PM-2011-001 Hurricane Happenstance

SCENARIO: You are working security in a hurricane shelter when you hear a scream from the hallway!

Props Required: 4- 8' walls & 1-4' wall, or 32-55 gallon drums

SCORING: Vickers, 14 rounds minimum

TARGETS: 7 IDPA Targets, 1 Non-Threat

START-STOP: Audible - Last shot

Target Distance: 2-5Yards

Course Designer: Chuck Brothers

Procedure:

Start standing at P1, toes on X. Hands holding newspaper or magazine. At start signal, engage T1-T7 in Tactical Priority (slicing the pie) with two rounds each.

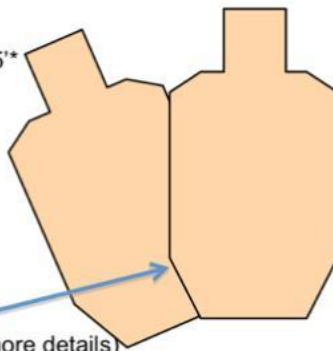
Target Heights

T3,T4,T5, T6 &T7 & non threat:4'-5"*

T1 & T2: 3'-4"*

*Targets can be raised or lowered to accommodate safety issues, provided the NT and T4 are the same height.

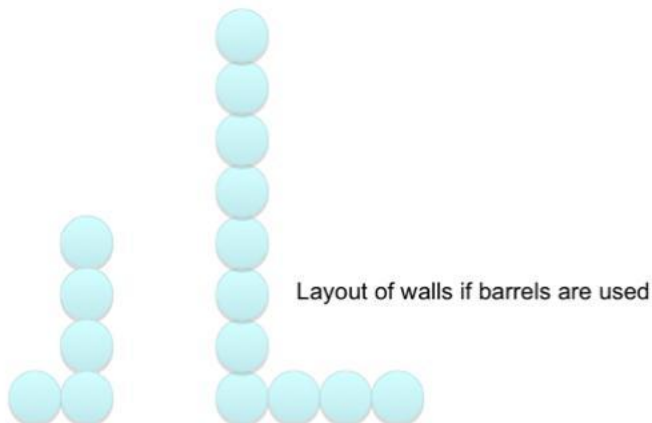
Corner of target meets corner of -3 scoring border (see FAQ for more details)



Orientation of T5 and T6. (See FAQ for more details)

T4,T5 and Non Threat: Targets must all be the same height. The left edge of NT is even with the right of the -0 on T4 The right edge of NT is even with the left side of the -0 on T5. (See FAQ for more details)

T1 & T2 Targets are hard cover. Tape is run between the shoulders and target is painted below the Tape. (see FAQ for More Details)



Stage 1 Layout

